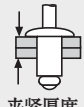



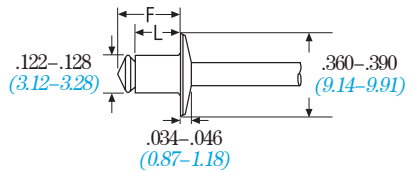
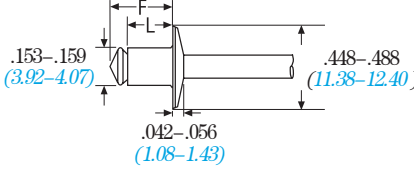
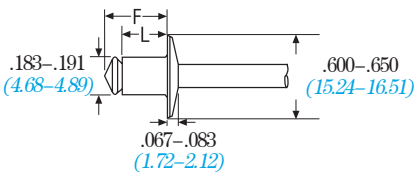




安装信息请参考我们的工具选型  
及我们网站上 [www.rivettech.cn](http://www.rivettech.cn) 安  
装工具与系统栏目。

- 坚固低成本紧固件
- 是大范围应用的理想选择。
- 能应对通用紧固件的需求
- 可适用一定范围内的尺寸和材质。

铆钉 直径	(L) 铆体 长度	(F) 盲端 突出	 夹紧厚度	铆钉零件编号	 孔大小	 抗剪力	 抗拉力	
In. (mm)	In. (mm)	In. (mm)	In. (mm)		In. (mm)	Lbs. (N)	Lbs. (N)	
<b>5052 铝体/铝芯轴-大法兰-表面处理：本色处理/本色处理</b>								
1/8 (3.2)	.250 (6.4)	.370 (9.4)	.063-.125 (1.6-3.2)	AD 42 ABS LF	.129-.133 (3.30-3.40)		155 (689)	235 (1045)
	.313 (7.9)	.433 (11.0)	.126-.187 (3.2-4.8)	AD 43 ABS LF				
	.375 (9.5)	.495 (12.6)	.188-.250 (4.8-6.4)	AD 44 ABS LF				
	.500 (12.7)	.620 (15.7)	.313-.375 (7.9-9.5)	AD 46 ABS LF				
5/32 (4.0)	.400 (10.2)	.540 (13.7)	.188-.250 (4.8-6.4)	AD 54 ABS LF	.160-.164 (4.06-4.17)		225 (1000)	350 (1556)
	.525 (13.3)	.665 (16.9)	.251-.375 (6.4-9.5)	AD 56 ABS LF				
	.650 (16.5)	.790 (20.1)	.376-.500 (9.5-12.7)	AD 58 ABS LF				
3/16 (4.8)	.425 (10.8)	.585 (14.9)	.126-.250 (3.2-6.4)	AD 64 ABS LF	.192-.196 (4.88-4.98)		315 (1401)	500 (2224)
	.550 (14.0)	.710 (18.0)	.251-.375 (6.4-9.5)	AD 66 ABS LF				
	.675 (17.1)	.835 (21.2)	.376-.500 (9.5-12.7)	AD 68 ABS LF				
	.800 (20.3)	.960 (24.4)	.501-.625 (12.8-15.9)	AD 610 ABS LF				
	.925 (23.5)	1.085 (27.6)	.626-.750 (15.9-19.1)	AD 612 ABS LF				
	1.175 (29.8)	1.335 (33.9)	.876-1.000 (22.2-25.4)	AD 616 ABS LF				