



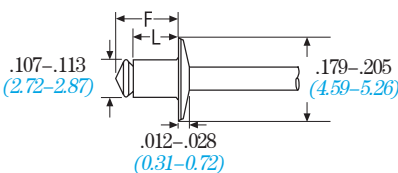
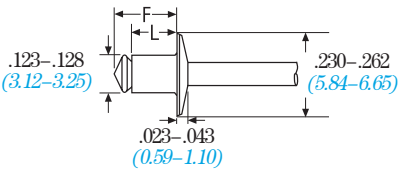
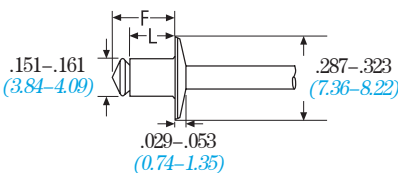
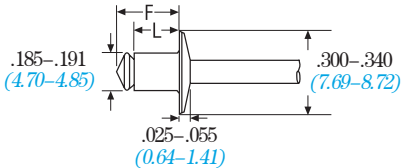
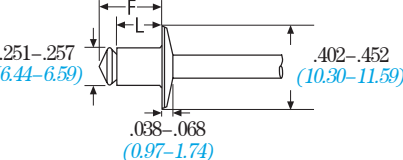




安装信息请参考我们的工具选型  
及我们网站上 [www.rivettech.cn](http://www.rivettech.cn) 安  
装工具与系统栏目。

- 坚固低成本紧固件
- 是大范围应用的理想选择。
- 能应对通用紧固件的需求
- 可适用一定范围内的尺寸和材质。

铆钉直径	(L) 铆体长度	(F) 盲端突出	 夹紧厚度	铆钉零件编号	 孔大小	 抗剪力	 抗拉力	
In. (mm)	In. (mm)	In. (mm)	In. (mm)		In. (mm)	Lbs. (N)	Lbs. (N)	
<b>400 蒙乃尔体/钢芯体-圆头-表面处理：镀锌/镀锌</b>								
7/64 (2.4)	.195 (5.0)	.295 (7.5)	.020-.070 (.51-1.8)	MD 319 BS	.113-.117 (2.87-2.97)		258 (1150)	292 (1300)
	.217 (5.5)	.317 (8.1)	.070-.090 (1.8-2.3)	MD 321 BS				
1/8 (3.2)	.195 (5.0)	.315 (8.0)	0-.070 (0-1.8)	MD 419 BS	.129-.133 (3.30-3.40)		394 (1750)	562 (2500)
	.242 (6.2)	.362 (9.2)	.071-.121 (1.8-3.1)	MD 424 BS				
	.293 (7.5)	.413 (10.5)	.121-.168 (3.1-4.3)	MD 429 BS				
	.352 (9.0)	.472 (12.0)	.168-.227 (4.3-5.8)	MD 435 BS				
	.402 (10.3)	.522 (13.3)	.227-.277 (5.8-7.1)	MD 440 BS				
5/32 (4.0)	.242 (6.2)	.382 (9.7)	0-.098 (0-2.5)	MD 524 BS	.161-.165 (4.09-4.19)		675 (3000)	900 (4000)
	.305 (7.8)	.445 (11.3)	.098-.160 (2.5-4.1)	MD 530 BS				
	.375 (9.5)	.511 (13.0)	.160-.228 (4.1-5.8)	MD 537 BS				
	.405 (10.3)	.542 (13.8)	.228-.260 (5.8-6.6)	MD 540 BS				
	.453 (11.5)	.590 (15.0)	.260-.311 (6.6-7.9)	MD 545 BS				

3/16 (4.8)	.242 (6.2)	.402 (10.2)	0-.090 (0-2.3)	MD 624 BS	.192-.196 (4.88-4.98)		742 (3300)	844 (3750)
	.301 (7.7)	.461 (11.7)	.090-.148 (2.3-3.8)	MD 630 BS				
	.363 (9.3)	.523 (13.3)	.148-.199 (3.8-5.1)	MD 636 BS				
	.391 (10.0)	.551 (14.0)	.199-.227 (5.1-5.8)	MD 639 BS				
	.500 (12.8)	.660 (16.8)	.227-.336 (5.8-8.6)	MD 650 BS				
	.645 (16.5)	.805 (20.5)	.336-.488 (8.6-12.5)	MD 665 BS				
	.742 (19.0)	.902 (22.9)	.488-.586 (12.5-15.0)	MD 675 BS				
1/4 (6.4)	.500 (12.8)	.735 (18.7)	0-.297 (0-7.6)	MD 850 BS	.257-.261 (6.53-6.63)		1215 (5400)	1519 (6750)
	.703 (18.0)	.938 (23.8)	.297-.496 (7.6-12.7)	MD 870 BS				