

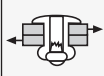

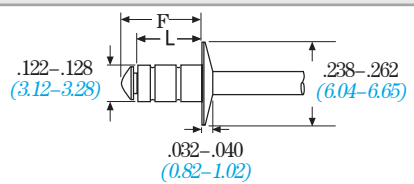
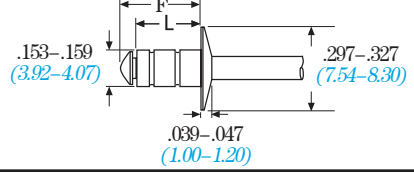
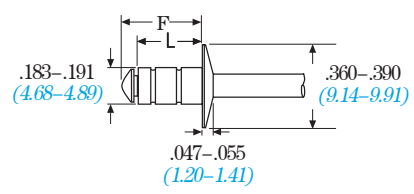
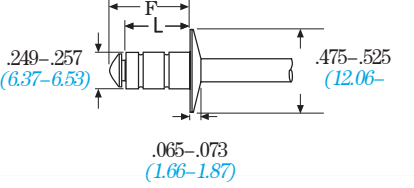




安装信息请参考我们的工具选型
及我们网站上 www.rivettech.cn 安
装工具与系统栏目。

- 坚固低成本紧固件。
- 是大范围应用的理想选择。
- 能应对通用紧固件的需求
- 可适用一定范围内的尺寸和材质。

铆钉直径	(L) 铆体长度	(F) 盲端突出	 夹紧厚度	铆钉零件编号	 孔大小	 抗剪力	 抗拉力	
In. (mm)	In. (mm)	In. (mm)	In. (mm)		In. (mm)	Lbs. (N)	Lbs. (N)	
5052 铝体/钢轴-圆头-表面处理：本色处理/保护镀层								
1/8 (3.2)	.313 (8.0)	.433 (11.0)	.039-.187 (1.0-4.8)	AD 41-43 BS	.129-.142 (3.28-3.61)		150 (667)	220 (978)
	.453 (11.5)	.573 (14.6)	.157-.312 (4.0-7.9)	AD 43-45 BS				
	.594 (15.1)	.714 (18.1)	.251-.437 (6.4-11.1)	AD 45-47 BS				
5/32 (4.0)	.400 (10.2)	.540 (13.7)	.047-.250 (1.2-6.4)	AD 52-54 BS	.160-.173 (4.06-4.39)		250 (1112)	360 (1601)
	.485 (12.3)	.625 (15.9)	.126-.312 (3.2-7.9)	AD 53-55 BS				
	.715 (18.2)	.855 (21.7)	.251-.500 (6.4-12.7)	AD 56-58 BS				
3/16 (4.8)	.425 (10.8)	.585 (14.9)	.063-.250 (1.6-6.4)	AD 62-64 BS	.192-.205 (4.88-5.21)		350 (1556)	505 (2246)
	.605 (15.4)	.765 (19.4)	.188-.375 (4.8-9.5)	AD 63-66 BS				
	.716 (18.2)	.876 (22.3)	.251-.500 (6.4-12.7)	AD 66-68 BS				
	1.05 (26.7)	1.21 (30.7)	.438-.750 (11.1-19.1)	AD 68-612 BS				
1/4 (6.4)	.600 (15.2)	.780 (19.8)	.080-.350 (2.0-8.9)	AD 82-86 BS	.257-.275 (6.53-6.99)		460 (2046)	560 (2491)