



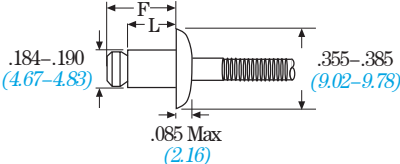
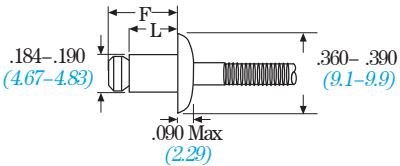
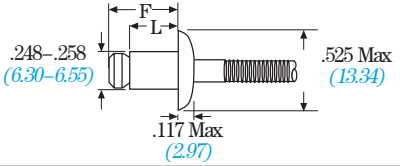
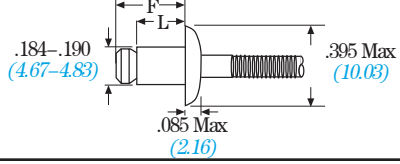
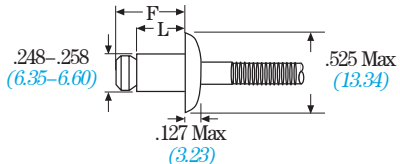




安装信息请参考我们的工具选型
及我们网站上 www.rivettech.cn 安
装工具与系统栏目。

- 坚固低成本紧固件
- 是大范围应用的理想选择。
- 能应对通用紧固件的需求
- 可适用一定范围内的尺寸和材质。

| 铆钉 直径 | (L) 铆体 长度 | (F) 盲端 突出 |  夹紧厚度 | 铆钉零件编号 |  孔大小 |  抗剪力 |  抗拉力 | |
|----------------------------------|-----------------|-----------------|---|--------------|--|--|--|----------------|
| In. (mm) | In. (mm) | In. (mm) | In. (mm) | | In. (mm) | Lbs. (N) | Lbs. (N) | |
| 5056 铝体钢轴-圆头-表面处理: 本色处理本色处理 | | | | | | | | |
| 3/16 (4.8) | .413 (10.5) | .720 (18.3) | .062-.270 (1.6-6.9) | AD 6270 UG | .191-.201 (4.85-5.10) |  | 700 (3113) | 500 (2224) |
| 3/16 (4.8) | .572 (14.5) | .880 (22.4) | .214-.437 (5.4-11.1) | AD 6437 UG | .191-.201 (4.8-5.1) |  | 500 (2224) | 700 (3113) |
| | .572 (14.5) | 1.020 (25.9) | .062-.437 (1.6-11.1) | AD 6437 UGX | | | | |
| 1/4 (6.4) | .560 (14.2) | .970 (24.6) | .080-.375 (2.0-9.5) | AD 8375 UG | .261-.272 (6.63-6.91) |  | 1300 (5783) | 890 (3960) |
| C1006-C1010 钢体钢轴 - 圆头-表面处理: 镀锌镀锌 | | | | | | | | |
| 3/16 (4.8) | .415 (10.5) | .743 (18.9) | .062-.270 (1.6-6.9) | SD 6270 UG | .191-.201 (4.85-5.15) |  | 1450 (6452) | 1200 (5340) |
| | .582 (14.8) | 1.011 (25.7) | .062-.437 (1.6-11.1) | SD 6437 UGX* | | | | |
| 1/4 (6.4) | .560 (14.2) | .999 (25.4) | .080-.375 (2.0-9.5) | SD 8375 UG | .261-.272 (6.63-6.91) |  | 2750 (12237) | 2200 (9790) |
| | .810 (20.6) | 1.220 (31.0) | .080-.625 (2.0-15.9) | SD 8625 UGX* | | | | |